




<p>Unit Standard 5425 V6</p> <p>Apply dyestuff and/or chemicals to carpet with a foam dye applicator</p> <p>Level 3, 25 Credits, Entry: Open</p>	<p>Trainee: _____</p> <p>Assessor: _____</p>
---	--

Unit Requirements	<p>To be credited with this unit standard you must be able to;</p> <ul style="list-style-type: none"> ➤ demonstrate knowledge of foam dye application; ➤ prepare a foam dye applicator and apply dye to carpet; ➤ and carry out cleaning and minor maintenance.
Special note:	<p>Plant safety practices and procedures comply with Health and Safety Employment (HSE) Act, 1992, and workplace procedures.</p> <p>Workplace productivity and quality requirements will be met.</p> <p>The disposal or discharge of dyestuffs, chemicals, wastes, and packaging materials will be carried out according to the requirements of the Resource Management Act, 1991.</p>
Notes to Trainee	<p>This assessment document is not a training programme. The training programme for the skills and knowledge required for this unit will be provided by your employer as part of your on-job training, or by programs from training providers. This document is a guide for you, your trainer, and your assessor for the assessment once you have learned and practised the skills involved.</p> <p>The time you will need to spend on training and practice to reach the standard which demonstrates that you are competent in this area will of course depend on other tasks that you may also have which are not part of this unit standard.</p> <div style="text-align: center;">  <p>(Trainee can answer verbally or in writing.) (Trainee to write or assessor to record)</p> </div>
Assessment	<p>Assessment for many of the tasks will be to Workplace Procedures and Requirements. You will need to discuss what these are with your trainer and/or assessor during your training period so that you are aware of what is required. Where these Procedures and Requirements are written down, you should collect copies so that you have something to refer to. Your assessor will also refer to these when you are being assessed.</p> <p>In some cases for workplace skills, your Assessor may use someone with specialised knowledge of the process or machine to confirm your skills. This person is called a Verifier.</p> <p>Some assessments require evidence that you demonstrate competence on an ongoing basis. Your assessor may also use a Verifier to confirm that this is the case.</p> <p>You do not need to be assessed for all of the Unit Standard at one time. Assessment can take place as you develop the knowledge and skills. Your assessor will keep a record of progress, and once you have been assessed as competent for all the tasks, you will have completed this unit standard.</p> <p>If any parts of the standard are not met, further evidence of your competence in that task/s will be sought. This is indicated on the Assessment Evidence Guide by the abbreviation FER (Further Evidence Required).</p>

Entry: Open

Assessor must discuss with Trainee prior to assessment

Before the assessment

If there are any parts of the assessment that you are not clear about, you must ask the assessor before you start the Assessment. You need to agree to the amount and type of evidence to be collected.

You must tell the assessor if you have any special needs e.g. hearing or seeing difficulties before doing the assessment tasks. The assessor/verifier will take these special needs into consideration during the assessment.

During the Assessment

The assessment process will consist of questions to assess your knowledge, and observation of you carrying out specific tasks. You would normally answer questions verbally and your assessor will note answers. In some cases you may be able to demonstrate knowledge as a written project. In this case simple diagrams could be used. You should discuss the best way with your assessor.

The workplace is often a noisy environment. Your assessor will try and find a quiet place to ask questions so that you are able answer easily. However, in some cases you may feel better able to answer questions at a machine or worksite. You should discuss this with your assessor before the assessment.

After the Assessment

The assessor will tell you if you are '**competent**' or '**not yet competent**'. **Not yet competent** means that you have not done the tasks, or part of the tasks to the standard that is needed, and you will have to give the assessor more information. If you need to give the assessor more information then you will be clearly told of what it is that you need to do.

You have a right to **appeal** your assessor's decision if you are not happy with the assessor's decision. Your assessor will explain the appeal process.

At the end of the assessment you will be asked to sign the assessment to show that you were happy with how the assessment went. Do not sign this section if you do not agree that the assessment was fair.

You and your assessor must each sign and **keep a copy** of the Candidate Check List and the Assessment Record. These are at the back of this Assessment Document.

Results of the assessment will be kept by your assessor, passed to your Employer, and sent to the Apparel and Textile ITO who will register competency on the New Zealand Qualifications Framework

**Special Needs Identified
(enter any special needs here)**

Assessment Process above has been discussed and Trainee understands the process.

Trainee _____ (sign)

Assessor _____ (sign)

Entry: Open

Element 1. Demonstrate knowledge of foam dye application

p c 1.1 Foam dyeing is described in terms of the reasons for the process and the conditions under which the process is carried out
You need to list the processes carried out in your workplace below.

List Processes		Competent(C) Further Evidence Required (FER) & Sign/Date
	What is the reason for the process? What are the process conditions?	
	What is the reason for the process? What are the process conditions?	
	What is the reason for the process? What are the process conditions?	
	What is the reason for the process? What are the process conditions?	
	What is the reason for the process? What are the process conditions?	

Entry: Open

Element 1. Demonstrate knowledge of foam dye application

p c 1.2 Foam dye applicator sections are identified and described in terms of their function and operation

Section	What is the purpose of this section?	Describe the operation of the section?	C /FER & Sign/Date
machine controls			
substrate feed			
pre-wet-out			
foam head			
pumps			
air pressure			
filters			


Assessor Notes:

Entry: Open

Element 2. Prepare a foam dye applicator and apply dye to carpet

Note to Trainee and Assessor:


Some of your performance will be assessed against Workplace Practice and Plant Procedures. You should be clear what this is and have, or have ready access to copies. You should ask your Trainer or Assessor if these are not available.

		Observed 	C /FER & Sign/Date
p c 2.1	Foam dye applicator is operated according to workplace safety procedures		
p c 2.2	Foam dye applicator is prepared and operated according to operating procedures and work instructions		
	foam bar oscillation,		
	line speed		
	dye stuff		
p c 2.3	Process conditions produce dyed carpet to specification		
	dye liquor supply		
	air pressure		
	wet-out		
	foam condition		
p c 2.4	Dyeing faults and machine malfunctions which occur during processing are identified and action taken according to workplace practice		
	end-to-end colour variation		
	side-to-side colour variation		
	deviation from master colour		
	substrate faults		
p c 2.5	Instrumentation, control devices, and computer aided manufacturing (CAM) systems are operated according to workplace practice		
	devices installed in workplace		
p c 2.6	Records are kept according to plant procedure.		

Assessor Notes:

Entry: Open

Element 3. Carry out cleaning and minor maintenance

		Observed 	C /FER & Sign/Date
p c 3.1	Cleaning and maintenance are carried out according to workplace safety procedures		
p c 3.2	Foam dye applicator and work area are washed according to workplace procedure		
p c 3.3	Minor maintenance is carried out according to workplace procedures		

Assessor Notes:

Assessment Decisions : Competent / Not Competent (circle one)

Assessor : _____ **Date:** _____

Action Plan for Further Evidence (if required)

Entry: Open

CANDIDATE'S CHECKLIST (candidate to retain).

PRE-ASSESSMENT. (When I meet the assessor:)

		Tick
1	I agree to the unit standards/elements to be used for the assessment.	
2	The purpose and process of the assessment is explained to me.	
3	I agree to the amount and type of evidence to be collected.	
4	I agree to the date, time and location for the assessment.	
5	What happens to the assessment result and the appeals system is explained to me	
6	The assessor agrees to keep my Supervisor/Line Manager informed.	
7	The following resources will be available for the assessment::	

Candidate Signature: _____

Assessor Signature: _____

AFTER ASSESSMENT

1	The assessment was carried out as programmed above.	
2	I was informed of the assessment result.	
3	I was given sufficient feedback after the assessment.	
4	I signed the assessment record.	
5	If assessed competent the assessor signed the assessment record for forwarding to the ITO with my fee/s.	
*	If assessed not yet competent the elements to be reassessed were recorded in the Assessor's Register.	

Candidate Signature: _____

Assessor Signature: _____

Assessor to fill in details below when candidates is assessed competent:

Candidate's name:

Competent in unit standard number: 5425 V6

Assessors signature : _____ **Date:** _____

Entry: Open

ASSESSMENT RECORD SHEET

Trainee Details (Trainee to complete)

Name _____ Date of birth: _____

Home address: _____

Employer: _____

Signed: _____ Date: _____

Assessor Details (Assessor to fill out)

As an ATITO workplace assessor I verify that I have assessed the person above as competent in the unit standard(s) listed below.

Signed: _____ Date: ____/____/____

WA Number:

Full Name: _____

It is recommended that Workplace Assessors contact the ATITO before embarking on assessment to ensure that they have the latest information.

Unit Id	Unit Standard Title	Level	Credit	Signed (Assessor)
5425 V6	Apply dyestuff and/or chemicals to carpet with a foam dye applicator	3	25	

TOTAL CREDITS

Payment for credit fees enclosed (\$1.55 per credit):

YES NO – ATITO will invoice employer - please attach company order number if necessary.

Assessor: Ensure this form is completed in full. Make 2 extra copies. Give one to the trainee, keep one for your files, and send the original to: **Apparel & Textile ITO, PO Box 13-210, Christchurch**