




<p>Unit Standard 5396 V6</p> <p>Dye yarn in packages</p> <p>Level 3, 12 Credits,</p> <p>Prerequisite: Unit 5392, Demonstrate knowledge of textile dyeing and finishing safety, or demonstrate equivalent knowledge or skills.</p>	<p>Trainee:</p> <p>_____</p> <p>Assessor:</p> <p>_____</p>
--	--

Unit Requirements	<p>To be credited with this unit standard you must be able to;</p> <ul style="list-style-type: none"> ➤ demonstrate knowledge of package dyeing; ➤ prepare yarn for package dyeing; ➤ prepare and operate a package dye machine; ➤ and carry out batch end procedures.
Special note:	<p>Dyeing is considered to include all pre-treatments, dyeings, and post-treatments carried out in the dye machine.</p> <p>Plant safety practices and procedures comply with Health and Safety Employment (HSE) Act, 1992, and workplace procedures.</p> <p>Workplace productivity and quality requirements will be met.</p> <p>The disposal or discharge of dyestuffs, chemicals, wastes, and packaging materials will be carried out according to the requirements of the Resource Management Act, 1991.</p>
Notes to Trainee	<p>This assessment document is not a training programme. The training programme for the skills and knowledge required for this unit will be provided by your employer as part of your on-job training, or by programs from training providers. This document is a guide for you, your trainer, and your assessor for the assessment once you have learned and practised the skills involved.</p> <p>The time you will need to spend on training and practice to reach the standard which demonstrates that you are competent in this area will of course depend on other tasks that you may also have which are not part of this unit standard.</p> <div style="text-align: center;">  <p>(Trainee can answer verbally or in writing.) (Trainee to write or assessor to record)</p> </div>
Assessment	<p>Assessment for many of the tasks will be to Workplace Procedures and Requirements. You will need to discuss what these are with your trainer and/or assessor during your training period so that you are aware of what is required. Where these Procedures and Requirements are written down, you should collect copies so that you have something to refer to. Your assessor will also refer to these when you are being assessed.</p> <p>In some cases for workplace skills, your Assessor may use someone with specialised knowledge of the process or machine to confirm your skills. This person is called a Verifier.</p> <p>Some assessments require evidence that you demonstrate competence on an ongoing basis. Your assessor may also use a Verifier to confirm that this is the case.</p> <p>You do not need to be assessed for all of the Unit Standard at one time. Assessment can take place as you develop the knowledge and skills. Your assessor will keep a record of progress, and once you have been assessed as competent for all the tasks, you will have completed this unit standard.</p> <p>If any parts of the standard are not met, further evidence of your competence in that task/s will be sought. This is indicated on the Assessment Evidence Guide by the abbreviation FER (Further Evidence Required).</p>

Prerequisite: Unit 5392, or demonstrate equivalent knowledge or skills

Assessor must discuss with Trainee prior to assessment

<p>Before the assessment</p>	<p>If there are any parts of the assessment that you are not clear about, you must ask the assessor before you start the Assessment. You need to agree to the amount and type of evidence to be collected.</p> <p>You must tell the assessor if you have any special needs e.g. hearing or seeing difficulties before doing the assessment tasks. The assessor/verifier will take these special needs into consideration during the assessment.</p>
<p>During the Assessment</p>	<p>The assessment process will consist of questions to assess your knowledge, and observation of you carrying out specific tasks. You would normally answer questions verbally and your assessor will note answers. In some cases you may be able to demonstrate knowledge as a written project. In this case simple diagrams could be used. You should discuss the best way with your assessor.</p> <p>The workplace is often a noisy environment. Your assessor will try and find a quiet place to ask questions so that you are able answer easily. However, in some cases you may feel better able to answer questions at a machine or worksite. You should discuss this with your assessor before the assessment.</p>
<p>After the Assessment</p>	<p>The assessor will tell you if you are 'competent' or 'not yet competent'. Not yet competent means that you have not done the tasks, or part of the tasks to the standard that is needed, and you will have to give the assessor more information. If you need to give the assessor more information then you will be clearly told of what it is that you need to do.</p> <p>You have a right to appeal your assessor's decision if you are not happy with the assessor's decision. Your assessor will explain the appeal process.</p> <p>At the end of the assessment you will be asked to sign the assessment to show that you were happy with how the assessment went. Do not sign this section if you do not agree that the assessment was fair.</p> <p>You and your assessor must each sign and keep a copy of the Candidate Check List and the Assessment Record. These are at the back of this Assessment Document.</p> <p>Results of the assessment will be kept by your assessor, passed to your Employer, and sent to the Apparel and Textile ITO who will register competency on the New Zealand Qualifications Framework</p>
<p>Special Needs Identified (enter any special needs here)</p>	
	<p>Assessment Process above has been discussed and Trainee understands the process.</p> <p>Trainee _____ (sign)</p> <p>Assessor _____ (sign)</p>

Prerequisite: Unit 5392, or demonstrate equivalent knowledge or skills

Element 1. Demonstrate knowledge of package dyeing

p c 1.1 Package dyeing is described in terms of the process steps

Process Step	Describe this step.	Competent(C) Further Evidence Required (FER) & Sign/Date
load preparation		
pre-dyeing treatments		
dyeing cycle		
post-dyeing treatments		
rinsing		
unloading		
liquor discharge and disposal		

Prerequisite: Unit 5392, or demonstrate equivalent knowledge or skills

Element 1. Demonstrate knowledge of package dyeing (cont.)

p c 1.2	Dyes and chemicals used in the workplace for package dyeing are described in terms of their nature, function, and safe handling requirements	
Dye or Chemical		C /FER & Sign/Date
dyestuffs	What is the nature and function of this?	
	What are the safe handling requirements?	
dyeing assistants	What is the nature and function of this?	
	What are the safe handling requirements?	
auxiliary chemicals	What is the nature and function of this?	
	What are the safe handling requirements?	

Prerequisite: Unit 5392, or demonstrate equivalent knowledge or skills

Element 1. Demonstrate knowledge of package dyeing (cont.)

p c 1.3 Package dye vessel and related equipment are described in terms of their function and operation

Vessel and equipment	Describe the function and operation of the equipment.	C /FER & Sign/Date
dye vessel		
package centres		
package carrier		
circulation system		
addition tanks		
dye vessel controls and interlocks		
pressurising system when fitted		
package press		


Assessor Notes:

Prerequisite: Unit 5392, or demonstrate equivalent knowledge or skills

Element 2. Prepare yarn for package dyeing

Note to Trainee and Assessor:

Some of your performance will be assessed against Workplace Practice and Work Instructions. You should be clear what these are and have, or have ready access to copies. You should ask your Trainer or Assessor if these are not available.


		Observed 	C /FER & Sign/Date
p c 2.1	Yarn is identified according to work instruction		
p c 2.2	Yarn packages are prepared and loaded on carrier		
	calculate total number of packages		
	calculate number of packages on each spindle		
	calculated number of cones are loaded on each spindle		
	cones compressed		
	empty spindles blocked off		

Assessor Notes:

Element 3. Prepare and operate a package dye machine


Note to Trainee and Assessor:

Some of your performance will be assessed against Workplace Practice. You should be clear what this is and have, or have ready access to copies. You should ask your Trainer or Assessor if these are not available.


		Observed 	C /FER & Sign/Date
p c 3.1	Machine is emptied and cleaned to prevent contamination from the previous dyeing		
p c 3.2	Machine is prepared and operated in accordance with workplace safety procedures		

Prerequisite: Unit 5392, or demonstrate equivalent knowledge or skills

Element 3. Prepare and operate a package dye machine (cont)

		Observed 	C /FER & Sign/Date
p c 3.3	Machine is prepared according to work instructions and workplace practice		
	vessel filled		
	dye vessel controls set		
	chemicals added in specified sequence and circulated		
	dyestuff added in specified sequence and circulated		
	flow sequence and direction set		
	packages loaded		
	flow pressure set		
p c 3.4	Vessel is operated according to workplace practice		

Element 3. Prepare and operate a package dye machine (cont.)


		Observed 	C /FER & Sign/Date
p c 3.5	Process conditions are maintained according to work instruction		
p c 3.6	Samples taken are representative of the batch		
p c 3.7	Dye and chemical additions are carried out according to work instruction		
p c 3.8	Records are maintained according to workplace practice.		

Assessor Notes:


Element 4. Carry out batch end procedures

Note to Trainee and Assessor:

Some of your performance will be assessed against Workplace Practice and Work Instructions. You should be clear what these are and have, or have ready access to copies. You should ask your Trainer or Assessor if these are not available.

		Observed 	C /FER & Sign/Date
p c 4.1	Packages are removed from machine and handled according to workplace practice		
p c 4.2	Liquor is discharged from machine according to		

Prerequisite: Unit 5392, or demonstrate equivalent knowledge or skills

	workplace procedure		
Element 4. Carry out batch end procedures (cont)			
		Observed 	C /FER & Sign/Date
4.3	Machine and work area are cleaned to prevent contamination		
4.4	Machine faults are reported according to workplace practice. Faults can include:		
	leaks from pumps		
	leaks at drains		
	control malfunctions		
	lid mechanisms		
	cracks in carrier		
Assessor Notes:			

Assessment Decisions: Competent / Not Competent (circle one)

Assessor : _____ **Date:** _____

Action Plan for Further Evidence (if required)

Prerequisite: Unit 5392, or demonstrate equivalent knowledge or skills

CANDIDATE'S CHECKLIST (candidate to retain).

PRE-ASSESSMENT. (When I meet the assessor:)

		Tick
1	I agree to the unit standards/elements to be used for the assessment.	
2	The purpose and process of the assessment is explained to me.	
3	I agree to the amount and type of evidence to be collected.	
4	I agree to the date, time and location for the assessment.	
5	What happens to the assessment result and the appeals system is explained to me	
6	The assessor agrees to keep my Supervisor/Line Manager informed.	
7	The following resources will be available for the assessment::	

Candidate Signature: _____

Assessor Signature: _____

AFTER ASSESSMENT

1	The assessment was carried out as programmed above.	
2	I was informed of the assessment result.	
3	I was given sufficient feedback after the assessment.	
4	I signed the assessment record.	
5	If assessed competent the assessor signed the assessment record for forwarding to the ITO with my fee/s.	
*	If assessed not yet competent the elements to be reassessed were recorded in the Assessor's Register.	

Candidate Signature: _____

Assessor Signature: _____

Assessor to fill in details below when candidates is assessed competent:

Candidate's name:

Competent in unit standard number: 5396 V6

Assessors signature : _____ Date: _____

Prerequisite: Unit 5392, or demonstrate equivalent knowledge or skills

ASSESSMENT RECORD SHEET

Trainee Details (Trainee to complete)

Name _____ Date of birth: _____

Home address: _____

Employer: _____

Signed: _____ Date: _____

Assessor Details (Assessor to fill out)

As an ATITO workplace assessor I verify that I have assessed the person above as competent in the unit standard(s) listed below.

Signed: _____ Date: ____/____/____

WA Number:

Full Name: _____

It is recommended that Workplace Assessors contact the ATITO before embarking on assessment to ensure that they have the latest information.

Unit Id	Unit Standard Title	Level	Credit	Signed (Assessor)
5396 V6	Dye yarn in packages	3	12	
TOTAL CREDITS				

Payment for credit fees enclosed (\$1.55 per credit):

YES NO – ATITO will invoice employer - please attach company order number if necessary.

Assessor: Ensure this form is completed in full. Make 2 extra copies. Give one to the trainee, keep one for your files, and send the original to: **Apparel & Textile ITO, PO Box 13-210, Christchurch**